

General Information

14th IATSO Conference



September 07-10th 2016
in Copenhagen

Table of Contents

1) Arriving in Copenhagen.....	2
2) How to get to the City Center.....	2
3) Conference Venue	3
4) City Hall Reception.....	4
5) Conference Dinner	5
6) Leisure Activities - Copenhagen (Places to Visit).....	6

1) Arriving in Copenhagen

You will arrive at **Copenhagen Airport, Kastrup – CPH** (in Danish: Københavns Lufthavn, Kastrup)

2) How to get to the City Center

2.1. Option A) Subway

If you take the “**yellow line**”, it only takes around 25 minutes to get to the central station. **Nørreport station** is Copenhagen's traffic nerve center. From there, you can take buses, trains and metro to almost everywhere. For more information, please also see Map 1!



Map 1: Subway Map

2.2. Option B) Train

There is also the possibility to take a train to the city center which takes around 30 minutes. However, trains run less frequently than the subway.

Tickets for public transportation can be bought online or directly at the airport (or at any public transport station). Trains, subway, buses & waterbuses can be accessed with the same ticket.

This link gives you more information about public transportation in Copenhagen: <http://www.visitcopenhagen.com/copenhagen/transportation/public-transport>

2.3. Option C) Taxi

You may also want to take a taxi. Taxis pick up passengers at Terminal 1 or 3 and cost approximately 250 to 300 DKK (around 33 to 40 Euros). Taxis take around 20 minutes to get to the city center.

3) Conference Venue



Picture 1: Rigshospitalet

Name:

Rigshospitalet, University Hospital of Copenhagen (Auditorium 1 and 2)

Address:

Blegdamsvej 9
DK-2100

- buses that go to the conference site: **6A, 42, 150S, 184, 185, 3A**
- name of the bus stop: **Rigshospitalet Syd**

4) City Hall Reception



Name:
Copenhagen City Hall

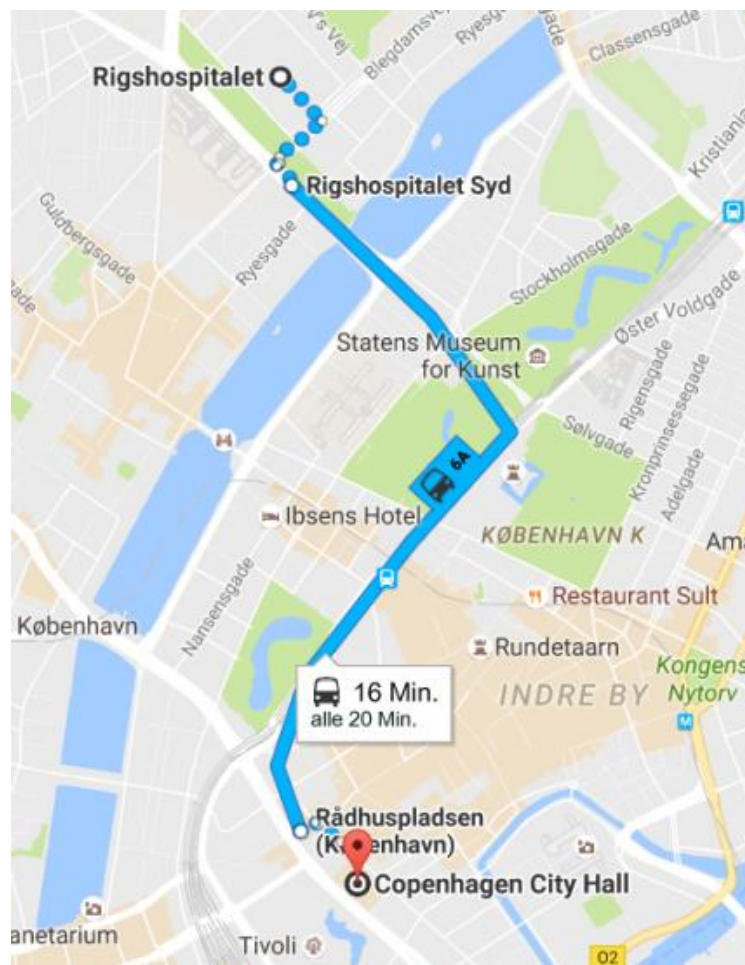
Address:
Rådhuspladsen
DK-1550

Time: Thursday, 7pm

Picture 2: City Hall

On Thursday, there will be a city hall reception and the world famous “City Hall Pancakes” will be served.

Bus 6A takes you directly from the conference site ([Rigshospitalet Syd](#)) to the city hall ([Rådhuspladsen](#)) and it only takes around 16 minutes to get there (see Map 2).



Map 2: Way from the Conference Site to the City Hall

5) Conference Dinner



Picture 3: Restaurant Sult

Name:

Sult

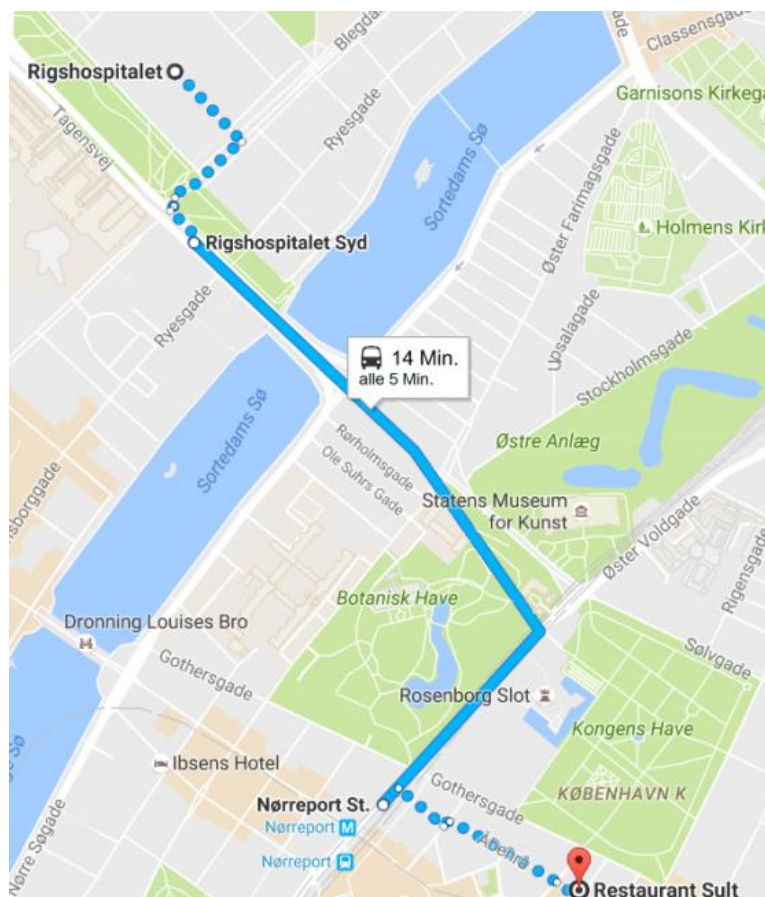
Address:

Vognmagergade 8 B
DK-1120

Link: <http://www.restaurantsult.dk/en/gallery-sult>

Time: Friday, September 9th, at 7pm.

Luckily, it only takes around 15 minutes from the conference site to the restaurant but if you wish you can also take the bus (around eight minutes). As you can see in Map 3, **Bus 6A, 42, 150S, 184** or **185** will take you to **Nørreport**. From there, it is only a short walk to the restaurant.



Map 3: Way from the Conference Site to the Restaurant

6) Leisure Activities - Copenhagen (Places to Visit)


Besides the areas close to the hotel, Copenhagen also offers plenty of other places worth visiting.

For example¹:

- **Tivoli Gardens:** a famous amusement park (and gardens) that offers 20 attractions including a roller coaster, halls of mirrors, pantomime, open-air theaters etc.
- **Christiansborg Palace:** the Danish seat of government (Parliament, the Prime Minister's Office, the Supreme Court; some parts are used by the Royal House) located on the tiny island of Slotsholmen; a large part is open to the public (Picture 7)
- **National Museum** (Danish history and culture) and **National Galleries** (Danish art but also works from around the world) of Denmark
- **Nyhavn Harbor** (=New Haven): in former days, it did not have a good reputation but now it is one of the most charming parts of Copenhagen (see also the picture of the cover page)
- **The Round Tower (Rundetårn):** The tower (Picture 8) was originally built as an observatory which now houses a small collection. It has a platform that can be reached by a wide spiral ramp and from where you have a great panoramic view over the city. Another great attraction is the glass floor (25 meters above the ground).
- **Amalienborg Castle:** originally built for the nobility but taken over by the Royal family after a fire at Christiansborg in 1794
- **Strøget Shopping Mile:** a shopping area consisting of several roads criss-crossing one another with expensive (Prada, etc.) and affordable shops (H&M, etc.)
- **Rosenborg Palace:** originally the home of the Royal family, later their summer retreat and now open for exhibition (houses the Danish crown jewels)



Picture 7: Christiansborg Palace



Picture 8: The Round Tower

¹ For more information please also visit <http://www.planetware.com/tourist-attractions-/copenhagen-dk-z-cop.htm>

- **Kastellet & The Little Mermaid:** the official emblem of Copenhagen (a bronze sculpture based on a theme from one of Hans Christian Andersen's fairy tales; also see the background picture below)
- **Christiania:** an area in Copenhagen with an alternative society in which people live by their own rules; no cars, handmade houses, free roaming horses & bicycles as a the main mode of transport; shops and cafés use a special Christiania currency

We look forward to seeing
you in
Copenhagen!

